

See discussions, stats, and author profiles for this publication at: <https://www.researchgate.net/publication/318469729>

# Rain-induced changes in soil CO<sub>2</sub> flux and microbial community composition in a tropical forest of China

Article in *Scientific Reports* · December 2017

DOI: 10.1038/s41598-017-06345-2

CITATIONS

0

READS

64

5 authors, including:



Qi Deng

Tennessee State University

53 PUBLICATIONS 505 CITATIONS

[SEE PROFILE](#)



Dafeng Hui

Tennessee State University

131 PUBLICATIONS 4,975 CITATIONS

[SEE PROFILE](#)

Some of the authors of this publication are also working on these related projects:



Ecosystem phosphorous cycling [View project](#)



heavy metal pollution [View project](#)

# SCIENTIFIC REPORTS

OPEN

## Rain-induced changes in soil CO<sub>2</sub> flux and microbial community composition in a tropical forest of China

Qi Deng<sup>1,2</sup>, Dafeng Hui<sup>2</sup>, Guowei Chu<sup>3</sup>, Xi Han<sup>1</sup> & Quanfa Zhang<sup>1</sup>

Rain-induced soil CO<sub>2</sub> pulse, a rapid excitation in soil CO<sub>2</sub> flux after rain, is ubiquitously observed in terrestrial ecosystems, yet the underlying mechanisms in tropical forests are still not clear. We conducted a rain simulation experiment to quantify rain-induced changes in soil CO<sub>2</sub> flux and microbial community composition in a tropical forest. Soil CO<sub>2</sub> flux rapidly increased by ~83% after rains, accompanied by increases in both bacterial (~51%) and fungal (~58%) Phospholipid Fatty Acids (PLFA) biomass. However, soil CO<sub>2</sub> flux and microbial community in the plots without litters showed limited response to rains. Direct releases of CO<sub>2</sub> from litter layer only accounted for ~19% increases in soil CO<sub>2</sub> flux, suggesting that the leaching of dissolved organic carbon (DOC) from litter layer to the topsoil is the major cause of rain-induced soil CO<sub>2</sub> pulse. In addition, rain-induced changes in soil CO<sub>2</sub> flux and microbial PLFA biomass decreased with increasing rain sizes, but they were positively correlated with litter-leached DOC concentration rather than total DOC flux. Our findings reveal an important role of litter-leached DOC input in regulating rain-induced soil CO<sub>2</sub> pulses and microbial community composition, and may have significant implications for CO<sub>2</sub> losses from tropical forest soils under future rainfall changes.

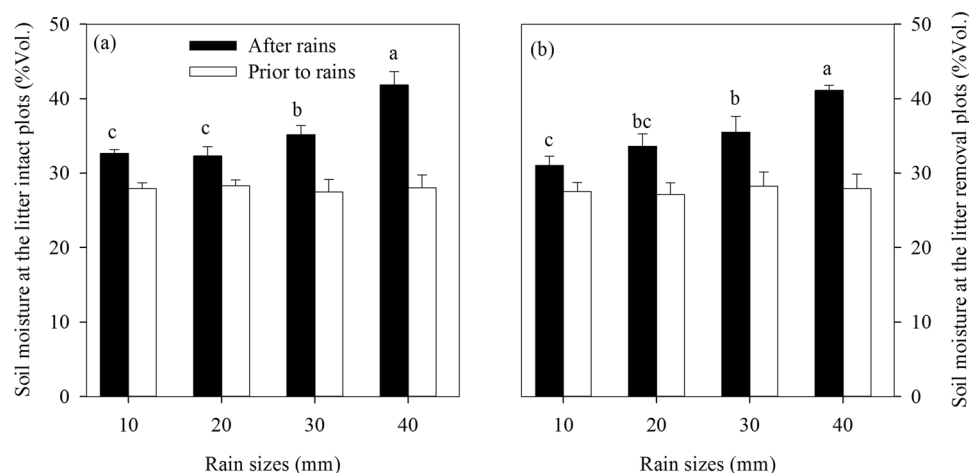
Changes in the intensity and pattern of rainfall around the world have the great potential to significantly alter the global carbon (C) cycle<sup>1,2</sup>. Particularly, rainfall changes have strongly influenced the fluxes and pools of soil C<sup>3–5</sup>. For example, rains often lead to a rapid excitation of CO<sub>2</sub> release from the soil, known as the “Birch effect”<sup>6</sup>. The rain-induced soil CO<sub>2</sub> pulses have been widely reported in both laboratory and field studies in terrestrial ecosystems<sup>7–12</sup>.

A few mechanisms have been proposed to explain the rain-induced soil CO<sub>2</sub> pulses. At dry sites where soil CO<sub>2</sub> flux is often subjected to water limitation, an emerging consensus on the mechanism is that rain triggers a rapid CO<sub>2</sub> pulse mainly via altered soil moisture regime<sup>13–15</sup>. At wet sites, soil CO<sub>2</sub> flux is usually considered to be insensitive to moisture change and may even be inhibited after rain events because excessive water would decrease soil oxygen (O<sub>2</sub>) diffusion<sup>16,17</sup>. However, rain-induced soil CO<sub>2</sub> pulses were still frequently observed in wet forests<sup>11,18,19</sup>. The most likely explanation is thought to lie in the processes occurring in the litter layer<sup>18,20</sup>, but the underlying mechanism is still unclear<sup>11,19</sup>.

Rains could directly stimulate the CO<sub>2</sub> release from litter layer ( $R_{\text{litter}}$ ), or indirectly promote high CO<sub>2</sub> pulses by delivering large amounts of dissolved organic carbon (DOC) from the litter layer to the topsoil ( $R_{\text{DOC}}$ , the contribution of litter-leached DOC input to soil CO<sub>2</sub> flux). Compared to the  $R_{\text{litter}}$ , the latter could have more significant implications for soil C cycle, as the input of litter-leached DOC could result in the decompositions not only of the DOC itself but also of the old organic C previously storied in the soil, a phenomenon known as a “priming effect”<sup>21,22</sup>. It is therefore necessary to test the linkage between the rain-induced soil CO<sub>2</sub> pulses and litter-leached DOC input.

<sup>1</sup>Key Laboratory of Aquatic Botany and Watershed Ecology, Wuhan Botanical Garden, Chinese Academy of Sciences, Wuhan, 430074, China. <sup>2</sup>Department of Biological Sciences, Tennessee State University, Nashville, TN, 37209, USA.

<sup>3</sup>Key Laboratory of Vegetation Restoration and Management of Degraded Ecosystems, South China Botanical Garden, Chinese Academy of Sciences, Guangzhou, 510650, China. Correspondence and requests for materials should be addressed to D.H. (email: [dhui@tnstate.edu](mailto:dhui@tnstate.edu)) or Q.Z. (email: [qzhang@wbcas.cn](mailto:qzhang@wbcas.cn))



**Figure 1.** Soil moisture (%Vol.) prior to and after simulated rains with different rain sizes. Different letters over the bar indicate statistically significant differences in the litter plots. Values are means  $\pm$  SE ( $n = 5$ ). Litter treatments have no effect on soil moisture in all rain sizes, thus soil moisture after rains was calculated by averaging the litter and bare plots. No significant difference in soil moisture among the rain sizes was found in the bare plots.

The processes of soil organic C decomposition are dominated by the soil microbial community composed primarily of bacteria and fungi<sup>23,24</sup>. Coupling rain-induced changes in soil CO<sub>2</sub> flux with microbial activity and community composition may help us better understand the underlying microbial mechanisms of the rain-induced soil CO<sub>2</sub> pulses<sup>25</sup>. Previous studies have indicated that rains increased soil CO<sub>2</sub> flux primarily by stimulating microbial activity, enhancing soil microbial biomass, or alterations in community composition<sup>12,26–28</sup>. For example, rains usually stimulate soil bacteria to grow rapidly, as bacteria require water films for motility and substrate diffusion<sup>8,12,29</sup>. In contrast, fungi are typically considered less sensitive to rains because fungal hyphae can transfer moisture from water-filled micropores to drained pores<sup>30,31</sup>. However, most previous studies of soil microbial community in response to rains focused on the arid and semi-arid ecosystems<sup>12,26–28</sup>. How soil microbial community changes after rains in tropical forest ecosystems in southern China, and whether it will be responsible for the rain-induced soil CO<sub>2</sub> pulses have not been well studied.

We conducted a series of rain simulation with different rain sizes (10, 20, 30, and 40 mm) by spraying a known amount of water in an old-growth tropical forest in southern China, where rainfall regime has shown drastic changes in the past three decades<sup>32</sup>. To quantify the contributions of soil CO<sub>2</sub> sources, and specifically to isolate the contribution of litter-leached DOC input to rain-induced CO<sub>2</sub> pulse, litter layer was either kept intact or removed. Soil CO<sub>2</sub> flux and microbial community composition were measured prior to and after rain simulation. Our goal was to gain new insights into the underlying mechanisms responsible for the rain-induced soil CO<sub>2</sub> pulses. We hypothesized that the simulated rains would rapidly increase soil CO<sub>2</sub> flux and alter microbial community composition due to the input of litter-leached DOC. We also hypothesized that soil CO<sub>2</sub> flux and microbial community composition would respond more strongly to the rains with increasing sizes due to greater fluxes of litter-leached DOC.

## Results

**Soil moisture and litter-leached DOC.** There was no significant difference in soil moisture prior to the simulated rains between the litter (27.94% Vol.) and bare (27.72% Vol.) plots ( $p > 0.05$ ; Fig. 1). Soil moisture was significantly increased after the simulated rains, with more increase as rain sizes increased (Fig. 1).

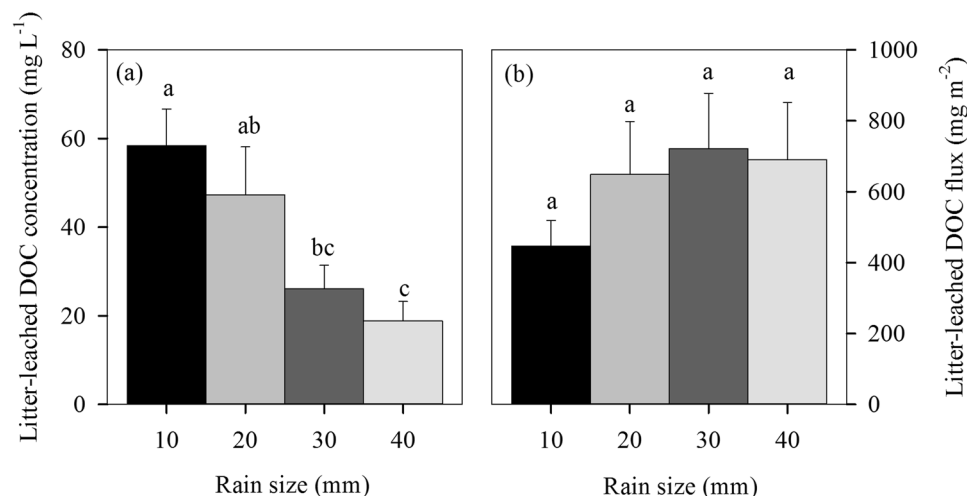
The average concentration of litter-leached DOC was estimated as 37.65 mg L<sup>-1</sup> under the simulated rains (Fig. 2a), and it significantly declined with increasing rain sizes (Fig. 2a). The average litter-leached DOC flux was 614 mg C m<sup>-2</sup> under the simulated rains (Fig. 2b), with no significant change among all the four rain sizes (Fig. 2b).

**Soil CO<sub>2</sub> flux.** Prior to the simulated rains, soil CO<sub>2</sub> flux rate was 3.04  $\mu\text{mol CO}_2 \text{ m}^{-2} \text{ s}^{-1}$  in the litter plots ( $R_{\text{total}}$ ) and 2.32  $\mu\text{mol CO}_2 \text{ m}^{-2} \text{ s}^{-1}$  in the bare plots ( $R_{\text{bare}}$ ) (Table 1). The calculated rate of direct CO<sub>2</sub> release from litter layer ( $R_{\text{litter}}$ ) was 0.72  $\mu\text{mol CO}_2 \text{ m}^{-2} \text{ s}^{-1}$  prior to the rains (Table 1).

$R_{\text{total}}$  was increased by 83% on average after the simulated rains (Table 1), while  $R_{\text{bare}}$  showed no significant change (Table 1).  $R_{\text{litter}}$  was increased by 64% after the rains (Table 1). The calculated  $R_{\text{DOC}}$  was increased by 1.94  $\mu\text{mol CO}_2 \text{ m}^{-2} \text{ s}^{-1}$  after the rains (Table 1), which accounted for 77% increase in  $R_{\text{total}}$ .

Rain-induced percentage change in  $R_{\text{total}}$  significantly decreased with increasing rain sizes (Table 1), while rain-induced percentage changes in  $R_{\text{bare}}$  and  $R_{\text{litter}}$  did not change (Table 1).  $R_{\text{DOC}}$  also significantly decreased with increasing rain sizes (Table 1). There was no block effect and interactive effect of block and rain size on all the sources of soil CO<sub>2</sub> fluxes ( $p > 0.05$ ; Table 1).

**Soil microbial community.** Prior to the simulated rains, total microbial PLFAs, bacterial PLFAs and fungal PLFAs in soils close the selected plots had no significant differences between the litter and bare plots (Fig. 3a–c),



**Figure 2.** Concentrations and total flux of litter dissolved organic carbon (DOC) leaching under different simulated rains. Values are means  $\pm$  SE ( $n = 5$ ). Different letters over the bars of litter indicate statistically significant differences between rain sizes.

and they were estimated as 30.76 nmol g<sup>-1</sup> dry soil, 11.47 nmol g<sup>-1</sup> dry soil and 2.72 nmol g<sup>-1</sup> dry soil, respectively (Fig. 3a–c). The ratio of fungal to bacterial PLFAs was estimated as 0.24 (Fig. 3d).

Total microbial PLFAs, bacterial PLFAs and fungal PLFAs in soil were increased by 15.38 nmol g<sup>-1</sup> dry soil (+50%), 5.88 nmol g<sup>-1</sup> dry soil (+51%) and 1.57 nmol g<sup>-1</sup> dry soil (+58%), respectively after the rains (Fig. 3a–c). These PLFAs significantly decreased with increasing rain sizes (Fig. 3a–c). The ratio of fungal to bacterial PLFAs did not change after rains (Fig. 3d), but it significantly decreased with increasing rain sizes (Fig. 3d).

**Relationships between rain-induced soil CO<sub>2</sub> pluses, soil microbial community composition, soil moisture and litter-leached DOC.** Rain-induced  $R_{\text{total}}$  change were positively correlated with  $R_{\text{DOC}}$  across all rain sizes (Fig. 4c), but rain-induced  $R_{\text{bare}}$  and  $R_{\text{litter}}$  were not (Fig. 4a,b). Both rain-induced  $R_{\text{total}}$  change and  $R_{\text{DOC}}$  were positively correlated with the concentrations of litter-leached DOC across all rain sizes (Fig. 5a,c), but not with total DOC fluxes (Fig. 5b,d). There was no significant relationship between soil moisture and either rain-induced  $R_{\text{total}}$  or  $R_{\text{DOC}}$  ( $p > 0.05$  for both). We also did not find any significant relationship of total PLFAs, bacterial PLFAs with either rain-induced  $R_{\text{total}}$  or litter-leached DOC (Fig. 6a–f). Only fungal PLFAs and the ratio of fungal to bacterial PLFAs (F: B ratio) were positively correlated with either rain-induced  $R_{\text{total}}$  change or litter-leached DOC concentrations across all rain sizes (Fig. 6g,h,j,k). Total DOC fluxes were not correlated with fungal PLFAs and the F: B ratio (Fig. 6i,l).

## Discussion

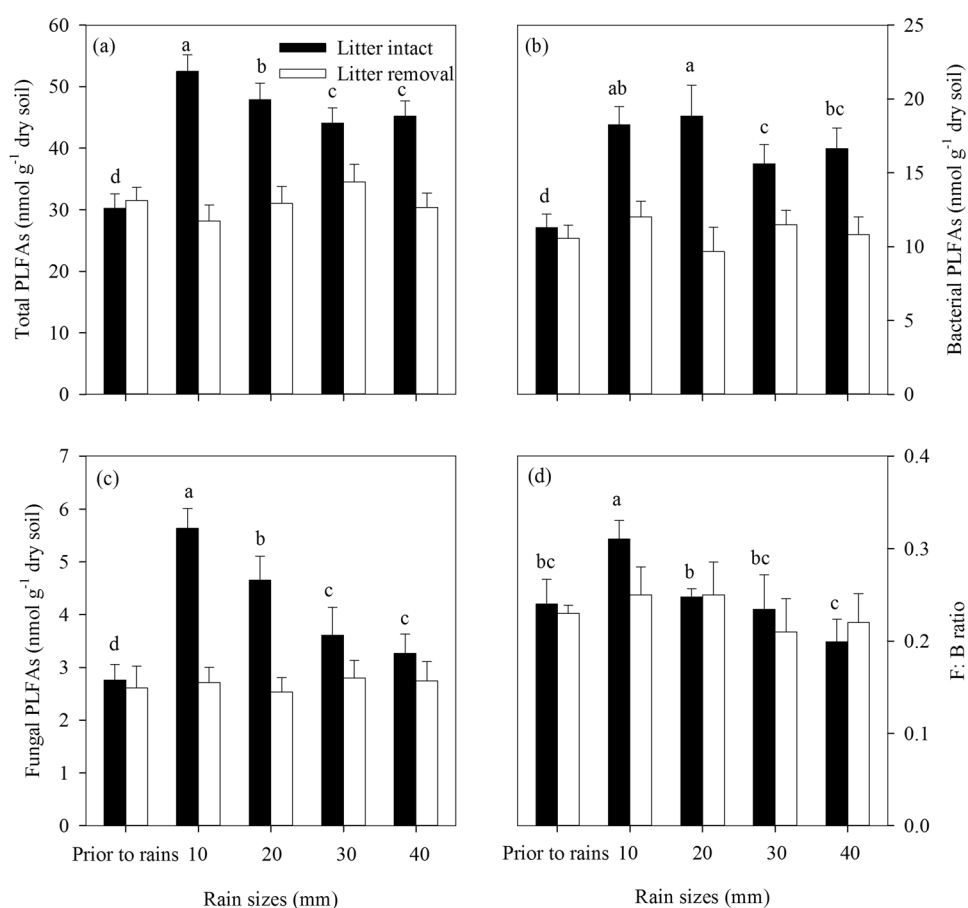
The findings from this rain simulation experiment provide new insights into the mechanistic controls of rain-induced soil CO<sub>2</sub> pulses and microbial community composition, which may have significant implications for soil C dynamics in tropical forests under future rainfall change. The distinct response of soil CO<sub>2</sub> flux after the simulated rains in the plots with and without litter supported our hypothesis, suggesting that forest floor litter is the major contributor to the rain-induced CO<sub>2</sub> pulse at wet sites<sup>11,18</sup>. Our results further indicated that the rain-induced CO<sub>2</sub> pulse was primarily attributed to the input of litter-leached DOC. This was an interesting finding, and was validated by the  $R_{\text{DOC}}$  data that was estimated as 0.75–2.50  $\mu\text{mol CO}_2 \text{ m}^{-2} \text{ s}^{-1}$  after rains (Table 1), accounting for about 77% increase in rain-induced  $R_{\text{total}}$ . In this study, the simulated rains caused about 396–722 mg m<sup>-2</sup> DOC leaching from the litter layer into the topsoil under different rain sizes (Fig. 2b).

Soil microbial PLFA biomass in the litter plots also rapidly increased after the simulated rains (Fig. 3a), suggesting that rains enhanced soil CO<sub>2</sub> flux by stimulating both soil microbial activity and growth. This was supported by several previous studies. For example, Lundquist *et al.*<sup>33</sup> reported that rewetting in three croplands rapidly increased soil microbial biomass carbon by 2–4 times within 3 hours and altered soil microbial community composition. Iovieno & Bååth<sup>34</sup> found that bacterial growth of hourly measurement increased linearly within 7 hours after irrigation.

Several biological processes may help explain why rain-induced flux in litter-leached DOC greatly enhanced soil CO<sub>2</sub> flux. First, elevated litter DOC fluxes could directly stimulate microbial respiration. Many studies have shown that labile C additions such as litter-leached DOC inputs rapidly stimulate microbial growth and CO<sub>2</sub> flux<sup>8,35</sup>. The consistently warm temperature and ample rainfall in southern China are favor of microbial growth, and promote microbe to break down more organic C in the soil. Thus, soil microbial growth is often subject to substrate limitation rather than water limitation in the region, particularly in this old-growth tropical forest where a considerable part of the organic C in the soil is non-readily oxidizable<sup>5</sup>. Second, the rain-induced flux in litter-leached DOC could have indirectly stimulated microbial decomposition of old C previously storied in the soil, a phenomenon known as the “priming effect”<sup>36,37</sup>, and stimulated root respiration due to the input of litter-leached nutrients such as phosphorus that has been shown to be a major factor limiting the plant productivity at our study

Rain size	$R_{\text{total}}$			$R_{\text{bare}}$			$R_{\text{litter}}$			$R_{\text{DOC}}$
	Prior rain	After rain	Change	Prior rain	After rain	Change	Prior rain	After rain	Change	
10 mm	2.95 ± 0.54 <sup>a</sup>	5.88 ± 0.61 <sup>ab</sup>	107.06 ± 57.42 <sup>a</sup>	2.24 ± 0.40 <sup>a</sup>	2.25 ± 0.23 <sup>a</sup>	1.93 ± 10.86 <sup>a</sup>	0.71 ± 0.19 <sup>a</sup>	1.13 ± 0.26 <sup>a</sup>	63.61 ± 38.32 <sup>a</sup>	2.50 ± 0.62 <sup>ab</sup>
20 mm	3.09 ± 0.46 <sup>a</sup>	6.34 ± 0.73 <sup>a</sup>	109.65 ± 47.63 <sup>a</sup>	2.33 ± 0.35 <sup>a</sup>	2.36 ± 0.45 <sup>a</sup>	0.90 ± 5.39 <sup>a</sup>	0.76 ± 0.18 <sup>a</sup>	1.29 ± 0.24 <sup>a</sup>	71.98 ± 20.98 <sup>a</sup>	2.68 ± 0.73 <sup>a</sup>
30 mm	2.95 ± 0.37 <sup>a</sup>	5.26 ± 0.65 <sup>b</sup>	78.81 ± 11.35 <sup>ab</sup>	2.28 ± 0.30 <sup>a</sup>	2.26 ± 0.28 <sup>a</sup>	−0.30 ± 6.85 <sup>a</sup>	0.67 ± 0.15 <sup>a</sup>	1.18 ± 0.18 <sup>a</sup>	78.67 ± 26.29 <sup>a</sup>	1.72 ± 0.46 <sup>b</sup>
40 mm	3.17 ± 0.40 <sup>a</sup>	4.26 ± 0.62 <sup>c</sup>	34.70 ± 13.84 <sup>b</sup>	2.42 ± 0.39 <sup>a</sup>	2.36 ± 0.41 <sup>a</sup>	−0.02 ± 4.14 <sup>a</sup>	0.75 ± 0.10 <sup>a</sup>	1.15 ± 0.23 <sup>a</sup>	53.40 ± 26.50 <sup>a</sup>	0.75 ± 0.49 <sup>c</sup>
<b>Source of variation</b>										
Block	n.s.	n.s.	n.s.	n.s.	n.s.	n.s.	n.s.	n.s.	n.s.	n.s.
Rain size	n.s.	**	**	n.s.	n.s.	n.s.	n.s.	n.s.	n.s.	**
Block × Rain size	n.s.	n.s.	n.s.	n.s.	n.s.	n.s.	n.s.	n.s.	n.s.	n.s.

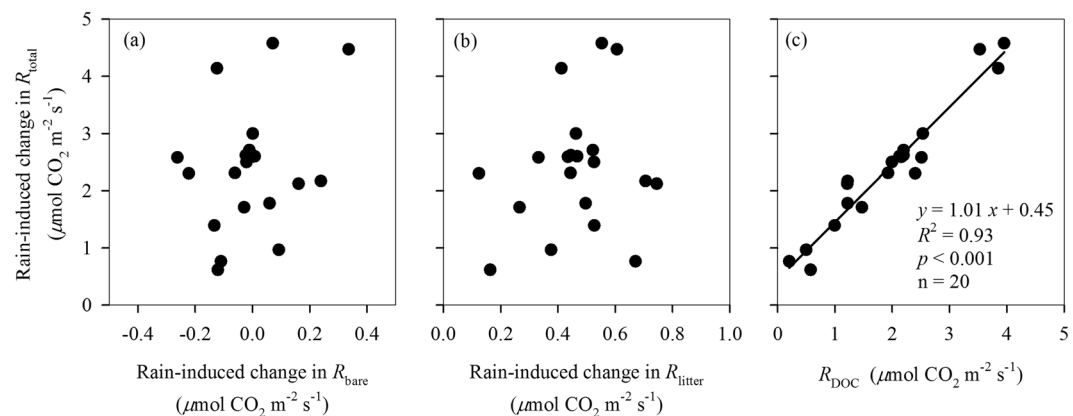
**Table 1.** Soil CO<sub>2</sub> flux ( $\mu\text{mol CO}_2 \text{ m}^{-2} \text{ s}^{-1}$ ) prior to and after simulated rains, and rain-induced percentage changes (%) in soil CO<sub>2</sub> flux. Values are means ± SD (n = 5).  $R_{\text{total}}$ ,  $R_{\text{bare}}$ ,  $R_{\text{litter}}$  and  $R_{\text{DOC}}$ , represent total soil CO<sub>2</sub> flux, bare soil CO<sub>2</sub> flux, litter CO<sub>2</sub> flux, and litter DOC-contributed CO<sub>2</sub> flux, respectively. Statistically significant differences are given after factorial ANOVA (n.s. not significant; \* $P < 0.05$ ; \*\* $P < 0.01$ ). Different letters in each column indicate statistically significant differences between rain sizes.



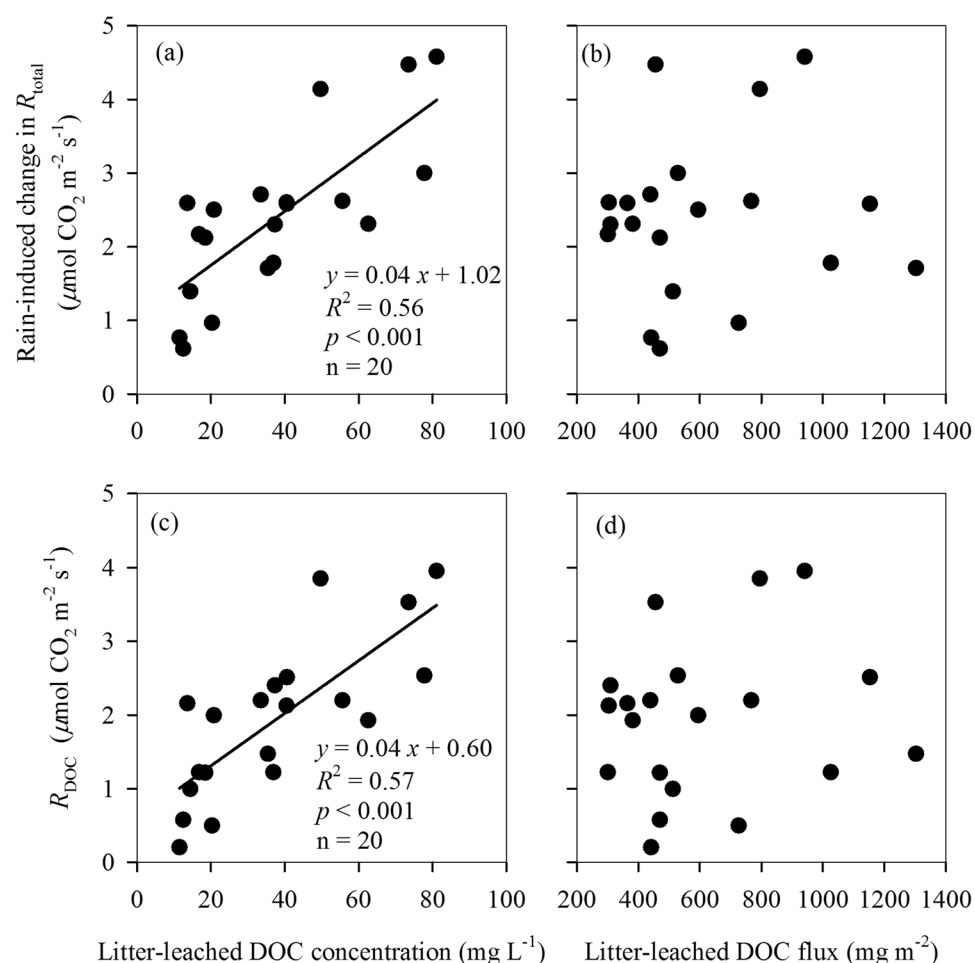
**Figure 3.** Soil microbial PLFA biomass ( $\text{nmol g}^{-1}$  dry soil) prior to and after simulated rains with different rain sizes. Values are means ± SE (n = 5). F: B indicates the ratio of fungal to bacterial PLFAs. Different letters over the bar indicate statistically significant differences in the litter plots. No significant difference in soil microbial PLFAs among the rain sizes was found in the bare plots.

site<sup>38</sup>. Future experiments with stable isotope technique and trenching method are needed to further test these underlying mechanisms.

Previous studies suggested that the intensity/size of rainfall has positive influence on soil CO<sub>2</sub> pulses<sup>17,39</sup>. In this study, we found that rain-induced increase in  $R_{\text{total}}$  was significantly lower at the large than small rain size (Table 1). This might not be attributable to excessive water content and decreased soil O<sub>2</sub> diffusion, as the simulated rains had no significantly effect on  $R_{\text{bare}}$  for all the rain sizes (Table 1). In addition, the rain-induced  $R_{\text{litter}}$  did

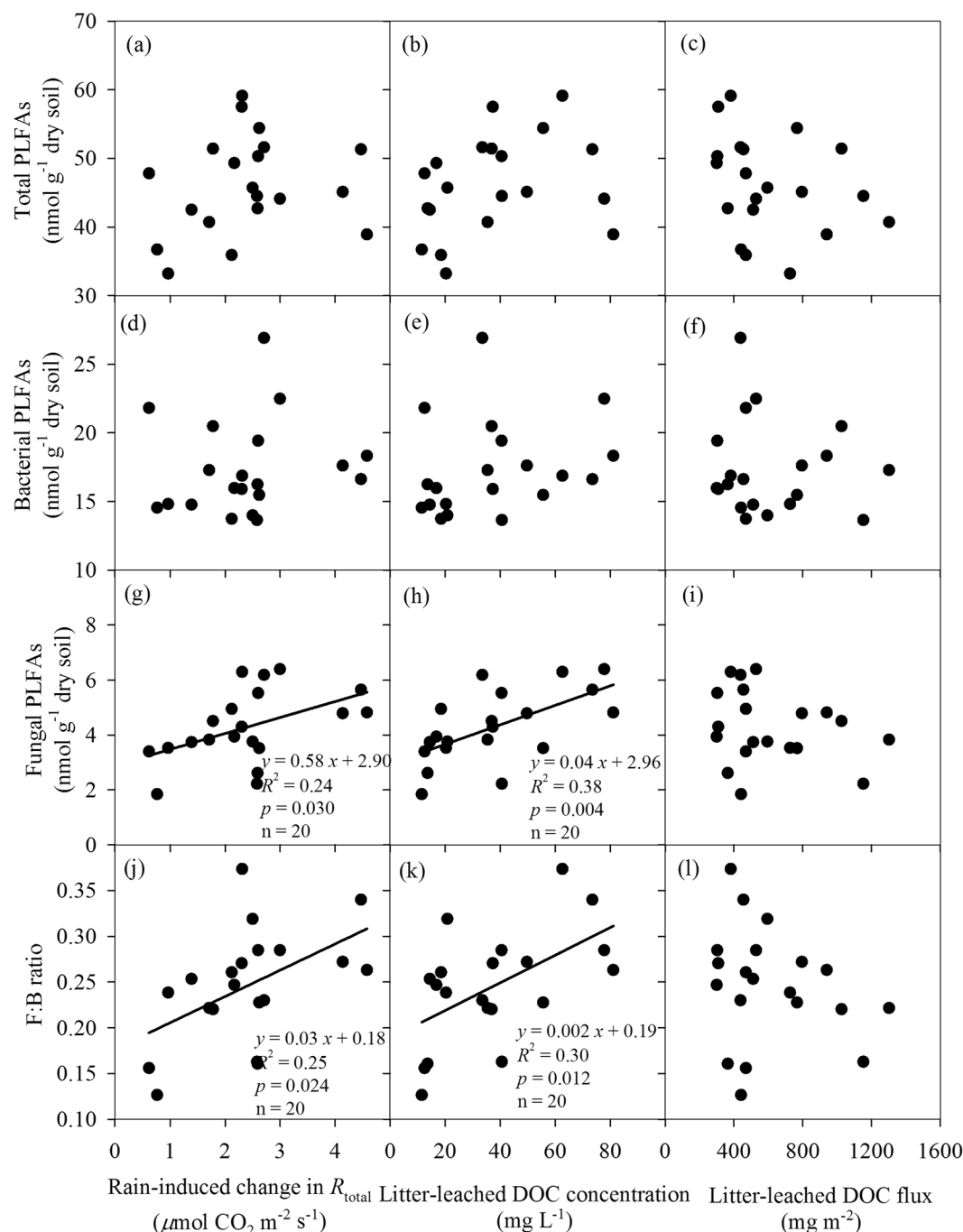


**Figure 4.** Relationships of rain-induced changes in soil  $\text{CO}_2$  fluxes among different  $\text{CO}_2$  sources.  $R_{\text{total}}$ ,  $R_{\text{bare}}$ ,  $R_{\text{litter}}$  and  $R_{\text{DOC}}$ , represent total soil  $\text{CO}_2$  flux, bare soil  $\text{CO}_2$  flux, litter  $\text{CO}_2$  flux, and litter DOC-contributed  $\text{CO}_2$  flux, respectively.



**Figure 5.** Relationships of rain-induced changes in total soil  $\text{CO}_2$  flux ( $R_{\text{total}}$ ) and litter DOC-contributed soil  $\text{CO}_2$  flux ( $R_{\text{DOC}}$ ) after simulated rains with the concentrations and total flux of litter-leached dissolved organic carbon (DOC).

not change significantly under different rain sizes (Table 1). Thus, the change of rain-induced  $R_{\text{total}}$  along the rain sizes should be also driven by the input of litter-leached DOC, as there was a significantly positive relationship observed between rain-induced  $R_{\text{total}}$  change and  $R_{\text{DOC}}$  (Fig. 4c). Surprisingly, our analysis showed that the shift of  $R_{\text{DOC}}$  along the rain sizes was influenced by the concentration of litter-leached DOC, not its total amount input



**Figure 6.** Relationships of soil microbial PLFAs changes after simulated rains with the concentrations of litter-leached dissolved organic carbon (DOC).

(Fig. 5a,c). The increase in rain size had no significant effect on total litter DOC input (Fig. 3b), but significantly decreased its concentration due to dilution effect (Fig. 3a). The concentration of litter-leached DOC reported here were generally higher than those in a tropical rain forest at Costa Rican where litter-leached DOC concentrations averaged only  $7.7 \text{ mg C L}^{-1}$  on annual<sup>16</sup>, which probably attributed to the differences in climate (rainfall regime) and litter quality between in our study site and their study site. Moreover, the small dishes used in our study may reduce the lateral runoff loss, resulting in an overestimate in the litter-leached DOC concentration. However, our results of the litter-leached DOC concentrations were lower than those in temperate forests<sup>40,41</sup>. Our results could be supported by kinetics of enzymatic reactions (Michaelis–Menten kinetics) that the rates of many microbial processes (including microbial respiration) increase as a function of substrate concentration<sup>42</sup>.

Our results showed that fungi were more sensitive to rain size changes than bacteria, as only fungi were positively correlated with the litter-leached DOC concentration cross all rain sizes (Fig. 6h). The contrasting sensitivity of fungi and bacteria to rain changes might be related to their different roles in the decomposition process. For



Variable	Value
Stand age (yr)	Mature (about 400)
Elevation (m)	200–300
Aboveground litter input ( $\text{g m}^{-2} \text{yr}^{-1}$ )	$631 \pm 105$
Standing litter ( $\text{g m}^{-2}$ )	$328 \pm 71$
Annual decomposition rate of litter (%)	49.65
Soil organic matter (0–10 cm) ( $\text{g kg}^{-1}$ soil)	$38.9 \pm 1.6$
Bulk density (0–10 cm) ( $\text{g cm}^{-3}$ )	$0.86 \pm 0.06$

**Table 2.** Stand characteristics of the old-growth tropical forest in southern China. Values are means  $\pm$  SE (n = 8).

example, bacterial-dominated decomposition pathways often support high turnover rates of easily available substrates, while fungal are favor of the decompositions of more complex organic materials<sup>43</sup>. de Graaff *et al.*<sup>44</sup> also reported that fungi responded to labile C additions more strongly than bacteria with increasing labile C concentration, contributing to greater priming effect on the soils. Thus, the shift in microbial community composition after rains in our study might have significant implications for the soil C dynamics in tropical forests in southern China.

Overall, our results demonstrated that rain events can drive more losses of  $\text{CO}_2$  from soil and strongly alter microbial community composition in tropical forests of China. However, the responses along the rain size were quite different from those in arid and semi-arid ecosystems, suggesting future rainfall changes may have different impacts on regional soil C dynamics. Our findings also reveal an important role of litter-leached DOC in rain-induced soil  $\text{CO}_2$  pulses and microbial community composition. It is worth to note that this study focused on short-term rain pulse effect, and was conducted in the wet season only. Whether rains would induce similar changes in litter-leached DOC, soil  $\text{CO}_2$  flux and microbial community composition under different seasons needs to be further verified. This study also did not identify the whole  $\text{CO}_2$  pulse dynamics after rains. To verify whether the rain-induced changes in litter-leached DOC have implications for annual soil  $\text{CO}_2$  flux and soil microbial community composition, a long-term rainfall manipulation experiment with different litter treatments needs to be conducted.

## Materials and Methods

**Site description.** The study was conducted in a mature monsoon evergreen broadleaf forest that is located in the central area of the Dinghushan Nature Reserve (DNR), Guangdong Province, China ( $112^\circ 10' \text{E}$ ,  $23^\circ 10' \text{N}$ , 250–300 m above sea level). The forest is dominated by *Castanopsis chinensis*, *Cryptocarya concinna*, *Schima superba*, *Machilus chinensis*. No disturbances were recorded for the past 400 years in this forest<sup>45</sup>. Climate in this region is a typical south subtropical monsoon climate, with mean annual temperature of  $21.4^\circ \text{C}$ , and mean annual precipitation amount of 1956 mm. Soil properties and major stand information of the old-growth tropical forest have been shown in Table 2.

**Rain simulation with litter removal treatments.** This study was carried out during June 6–11 of 2013 that had similar weather conditions of sunny days. A total of 40 paired plots (distance  $> 5 \text{ m}$ ) with similar thickness of litter layer were used in a  $\sim 1 \text{ km}^2$  area. Litter layer was removed from half of the selected plots (labeled as bare plot) prior to rain simulation, and litter layer in the other plots was kept intact (labeled as litter plot). Rain simulation was achieved by spraying a known amount of water evenly at each plot (50 cm in radius), and four rain sizes (10, 20, 30, and 40 mm; 5 plots for each rain size) were considered. Water was sprayed into a pair of plots (bare plot and litter plot) each time. After the measurement of soil  $\text{CO}_2$  flux and soil sampling, we sprayed the next pair of plots. We irrigated four pairs of plots (a block including all four rain sizes) during 9–12 am of one day, thus the whole measurements lasted five days. Measurements made prior to irrigation were considered as no rain control<sup>18,39,46</sup>.

**Soil  $\text{CO}_2$  flux measurement.** A PVC collar (10 cm in radius and 10 cm in height) was inserted in the center of each plot for soil  $\text{CO}_2$  flux measurement. To examine baseline of soil respiration in each plot, soil  $\text{CO}_2$  flux was firstly monitored prior to irrigation using a Li-Cor 8100 Infrared Gas Analyzer (Li-Cor Inc., Lincoln, NE, USA) with attached survey chamber. Soil  $\text{CO}_2$  flux was then measured at 30 min after irrigation. The measurement of soil  $\text{CO}_2$  flux was accompanied by recordings of soil temperature and moisture at 5 cm depth. The proportional changes of soil  $\text{CO}_2$  flux measured prior to and after irrigation reflects the response magnitude of rain-induced soil  $\text{CO}_2$  pulse (Birch effect). In order to access the impact of litter-leached DOC, we measured soil  $\text{CO}_2$  flux in the litter plots one more time after irrigation by rapidly and gently removing litter from the PVC collars. In order to conveniently remove litter and reduce disturbance, a 0.5-mm mesh nylon screen was put on the soil surface but under the litter layer in the PVC collar. We slightly picked up the nylon screen to remove litter from the PVC collar. Thus, no disturbance was generated to the soil. The direct  $\text{CO}_2$  release from litter layer ( $R_{\text{litter}}$ ) was calculated as the difference of soil  $\text{CO}_2$  flux between the first and second measurements in the litter plots. The contribution of litter DOC leaching to total rain-induced soil  $\text{CO}_2$  pulse ( $R_{\text{DOC}}$ ) was calculated as the difference between the second measurement of soil  $\text{CO}_2$  flux in the control plots and the measured soil  $\text{CO}_2$  flux ( $R_{\text{bare}}$ ) in the bare plots.

**Soil microbial community measurement.** To determine rain-induced soil microbial community composition change, soils (0–10 cm) were sampled using a 5-cm diameter stainless steel soil cylinder from each plot



after the measurement of soil CO<sub>2</sub> flux. Soils close the selected plots were also sampled prior to irrigation to be considered as no rain control of soil microbial community composition. Plant material in the soil samples was manually removed with forceps, and all of the collected soil samples on ice were then transported to the lab and stored in a refrigerator at 4 °C prior to analysis.

Soil samples were analyzed for Phospholipid Fatty Acids (PLFAs) using the method described by Bossio *et al.*<sup>47</sup>. Briefly, lipids were extracted from 5.0 g freeze-dried soils in a chloroform–methanol–phosphate buffer mixture (1:2:0.8) over 2 hours, and the extracted lipids were then transferred to a solid-phase silica column (Agilent Technologies, Palo Alto, CA, USA). Resulting fatty acid methyl esters were dissolved in 0.2 mL 1:1 hexane:methyl *t*-butyl ether containing 0.25 mg 20:0 ethyl ester mL<sup>−1</sup> as an internal standard, analyzed using an Agilent 6890 gas chromatograph with an Agilent Ultra 2 column (Agilent Technologies), and identified according to the MIDI eukaryotic method with Sherlock software (MIDI Inc., Newark, DE, USA). The sum of i14:0, i15:0, a15:0, 16:1ω7c, i16:0, i16:1 c, 17:1ω8c, 17:0cy, a17:0, i17:0, 18:1ω5c, 18:1ω7c, and 19:0cy was considered as an indicator of the bacterial group. Three fatty acids (16:1ω5c, 18:2ω6.9c and 18:1ω9c) were chosen to represent the fungal group. Also, all of the PLFAs including above and the other PLFAs were considered as the total PLFAs of soil microbial community<sup>48</sup>.

**Litter-leached DOC measurement.** To measure the volume of water passing through the litter layer, each of the control plots was equipped with a stainless steel dish (20 × 20 cm<sup>2</sup>) under the litter layer. The stainless steel dish was covered with a 0.5-mm mesh nylon screen to exclude large debris. The litter-leached solution was intercepted by the stainless steel dish, and transferred to a plastic bottle through a small plastic pipe. The leaching volume in the plastic bottle was determined and a subsample from each bottle was collected and immediately frozen for subsequent DOC analyses using a Shimadzu TOC analyzer (TOC-VCPH, Shimadzu, Japan).

**Statistical analysis.** All data analyses were carried out with the SPSS software Version 13.0 (SPSS Inc., Chicago, IL). Student *t*-test was used to determine the statistical significance of soil CO<sub>2</sub> sources ( $R_{\text{total}}$ ,  $R_{\text{bare}}$ , and  $R_{\text{litter}}$ ) and soil microbial community (bacteria, fungi and their ratio) between prior to and after rains. Two-way Analysis of Variance (ANOVA) was used to determine the statistical significance of block, rain size, and their interaction on the sources and rain-induced pluses of soil CO<sub>2</sub> flux, soil microbial community and litter-leached DOC concentration and flux. Multiple comparisons (Least Significant Difference, LSD method) were conducted if significant effects of block or rain size were found. Simple regression analyses were used to examine the relationships between soil CO<sub>2</sub> pulses, soil microbial community, and the litter-leached DOC.

## References

- Knapp, A. K. *et al.* Consequences of more extreme precipitation regimes for terrestrial ecosystems. *Bioscience* **58**, 811–821 (2008).
- Fischer, R., Armstrong, A., Shugart, H. H. & Huth, A. Simulating the impacts of reduced rainfall on carbon stocks and net ecosystem exchange in a tropical forest. *Environ. Modell. Softw.* **52**, 200–206 (2014).
- Knapp, A. K. *et al.* Rainfall variability, carbon cycling, and plant species diversity in a mesic grassland. *Science* **298**, 2202–2205 (2002).
- Shi, A. D. & Marschner, P. Drying and rewetting frequency influences cumulative respiration and its distribution over time in two soils with contrasting management. *Soil Biol. Biochem.* **72**, 172–179 (2014).
- Chen, X. M. *et al.* Effects of precipitation on soil organic carbon fractions in three subtropical forests in southern China. *J Plant Ecol*, doi:10.1093/jpe/rtv027.
- Birch, H. F. (1958) The effect of soil drying on humus decomposition and nitrogen availability. *Plant Soil* **10**, 9–31 (2015).
- Liu, X., Wan, S., Su, B., Hui, D. & Luo, Y. Response of soil CO<sub>2</sub> efflux to water manipulation in a tallgrass prairie ecosystem. *Plant Soil* **240**, 213–223 (2002).
- Fierer, N. & Schimel, J. P. A proposed mechanism for the pulse in carbon dioxide production commonly observed following the rapid rewetting of a dry. *Soil Sci. Soc. Am. J.* **67**, 798–805 (2003).
- Huxman, T. E. *et al.* Precipitation pulses and carbon fluxes in semiarid and arid ecosystems. *Oecologia* **141**, 254–268 (2004).
- Unger, S., Máguas, C., Pereira, J. S., David, T. S. & Werner, C. The influence of precipitation pulses on soil respiration—Assessing the “Birch effect” by stable carbon isotopes. *Soil Biol. Biochem.* **42**, 1800–1810 (2010).
- Wu, H. J. & Lee, X. H. Short-term effects of rain on soil respiration in two New England forests. *Plant Soil* **338**, 329–342 (2011).
- Meisner, A., Rousk, J. & Bååth, E. Prolonged drought changes the bacterial growth response to rewetting. *Soil Biol. Biochem.* **88**, 314–322 (2015).
- Davidson, E. A., Verchot, L. V., Cattânio, J. H., Ackerman, I. L. & Carvalho, J. Effects of soil water content on soil respiration in forests and cattle pastures of eastern Amazonia. *Biogeochemistry* **48**, 53–69 (2000).
- Reth, S., Reichstein, M. & Falge, E. The effect of soil moisture content, soil temperature, soil pH-value and root mass on soil CO<sub>2</sub> efflux - a modified model. *Plant Soil* **268**, 21–33 (2005).
- Gabriel, C.-E. & Kellman, L. Investigating the role of moisture as an environmental constraint in the decomposition of shallow and deep mineral soil organic matter of a temperate coniferous soil. *Soil Biol. Biochem.* **68**, 373–384 (2014).
- Cleveland, C. C., Wieder, W. R., Reed, S. C. & Townsend, A. R. Experimental drought in a tropical rain forest increases soil carbon dioxide losses to the atmosphere. *Ecology* **91**, 2313–2323 (2010).
- Deng, Q., Zhou, G. Y., Liu, S. Z., Chu, G. W. & Zhang, D. Q. Responses of soil CO<sub>2</sub> efflux to precipitation pulses in two subtropical forests in southern China. *Environ. Manag.* **48**, 1182–1188 (2011).
- Lee, X. H., Wu, H., Sigler, J., Oishi, C. & Siccama, T. Rapid and transient response of soil respiration to rain. *Glob. Chang Biol.* **10**, 1017–1026 (2004).
- Waring, B. G. & Powers, J. S. Unraveling the mechanisms underlying pulse dynamics of soil respiration in tropical dry forests. *Environ. Res. Lett.* **11**, 105005 (2016).
- Cisneros-Dozal, L. M., Trumbore, S. E. & Hanson, P. J. Effects of moisture on leaf litter decomposition and its contribution to soil respiration in a temperate forest. *J. Geophys. Res. - Biogeosciences* **112**, G01013 (2007).
- Kuzyakov, Y. Review: Factors affecting rhizosphere priming effects. *J. Plant Nutr. Soil Sci.* **165**, 382–396 (2002).
- Sayer, E. J., Heard, M. S., Grant, H. K., Marthens, T. R. & Tanner, E. V. J. Soil carbon release enhanced by increased tropical forest litterfall. *Nature Clim. Change* **1**, 304–307 (2011).
- Fang, C. M., Smith, P. & Smith, J. U. Incorporating microorganisms as decomposers into models to simulate soil organic matter decomposition. *Geoderma* **129**, 139–146 (2005).

24. Deng, Q. *et al.* Soil microbial community and its interaction with soil carbon and nitrogen dynamics following afforestation in central China. *Sci. Total Environ.* **541**, 230–237 (2016).
25. Barnard, R. L., Osborne, C. A. & Firestone, M. K. Changing precipitation pattern alters soil microbial community response to wet-up under a Mediterranean-type climate. *ISME J.* **9**, 946–957 (2015).
26. Saetre, P. & Stark, J. M. Microbial dynamics and carbon and nitrogen cycling following re-wetting of soils beneath two semi-arid plant species. *Oecologia* **142**, 247–260 (2005).
27. Iovieno, P. & Bååth, E. Effect of drying and rewetting on bacterial growth rates in soil. *FEMS Microb. Ecol.* **65**, 400–407 (2008).
28. Blazewicz, S. J., Schwartz, E. & Firestone, M. K. Growth and death of bacteria and fungi underlie rainfall-induced carbon dioxide pulses from seasonally dried soil. *Ecology* **95**(5), 1162–1172 (2014).
29. Göransson, H., Godbold, D. L., Jones, D. L. & Rousk, J. Bacterial growth and respiration responses upon rewetting dry forest soils: impact of drought-legacy. *Soil Biol Biochem* **57**, 477–486 (2013).
30. Bapiri, A., Bååth, E. & Rousk, J. Drying-rewetting cycles affect fungal and bacterial growth differently in an arable soil. *Microb. Ecol.* **60**, 419–428 (2010).
31. Manzoni, S., Schimel, J. P. & Porporato, A. Responses of soil microbial communities to water stress: results from a meta-analysis. *Ecology* **93**, 930–938 (2012).
32. Zhou, G. Y. *et al.* Quantifying the hydrological responses to climate change in an intact forested small watershed in Southern China. *Glob. Chang. Biol.* **17**, 3736–3746 (2011).
33. Lundquist, E. J., Scow, K. M., Jackson, L. E., Uesugi, S. L. & Johnson, C. R. Rapid response of soil microbial communities from conventional, low input, and organic farming systems to a wet/dry cycle. *Soil Biology & Biochemistry* **31**, 1661–1675 (1999).
34. Iovieno, P. & Bååth, E. Effect of drying and rewetting on bacterial growth rates in soil. *FEMS Microbial Ecology* **65**, 400–407 (2008).
35. Cleveland, C. C., Nemergut, D. R., Schmidt, S. K. & Townsend, A. R. Increases in soil respiration following labile carbon additions linked to rapid shifts in soil microbial community composition. *Biogeochemistry* **82**, 229–240 (2007).
36. Sayer, E. J., Heard, M. S., Grant, H. K., Marthews, T. R. & Tanner, E. V. J. Soil carbon release enhanced by increased tropical forest litterfall. *Nat. Clim. Change* **1**, 304–307 (2011).
37. Qiao, N. *et al.* Labile carbon retention compensates for CO<sub>2</sub> released by priming in forest soils. *Glob. Chang. Biol.* **20**, 1943–1954 (2014).
38. Huang, W. *et al.* Increasing phosphorus limitation along three successional forests in southern China. *Plant Soil* **364**, 181–191 (2012).
39. Sponseller, R. A. Precipitation pulses and soil CO<sub>2</sub> flux in a Sonoran Desert ecosystem. *Glob. Chang. Biol.* **13**, 426–436 (2007).
40. Kalbitz, K., Meyer, A., Yang, R. & Gerstberger, P. Response of dissolved organic matter in the forest floor to long-term manipulation of litter and throughfall inputs. *Biogeochemistry* **86**, 301–318 (2007).
41. Klotzbücher, T. *et al.* Long-term litter input manipulation effects on production and properties of dissolved organic matter in the forest floor of a Norway spruce stand. *Plant Soil* **355**, 407–416 (2012).
42. Davidson, E. A., Janssens, I. A. & Luo, Y. Q. On the variability of respiration in terrestrial ecosystems: moving beyond Q<sub>10</sub>. *Glob. Chang. Biol.* **12**, 154–164 (2006).
43. Wardle, D. A., Bonner, K. I. & Barker, G. M. Linkages between plant litter decomposition, litter quality, and vegetation responses to herbivores. *Funct. Ecol.* **16**, 585–595 (2002).
44. de Graaff, M.-A., Classen, A. T., Castro, H. F. & Schadt, C. W. Labile soil carbon inputs mediate the soil microbial community composition and plant residue decomposition rates. *New Phytol.* **188**, 1055–1064 (2010).
45. Zhou, G. Y. *et al.* Old-growth forests can accumulate carbon in soils. *Science* **314**, 1417–1417 (2006).
46. Casals, P., Lopez-Sangil, L., Carrara, A., Gimeno, C. & Nogués, S. Autotrophic and heterotrophic contributions to short-term soil CO<sub>2</sub> efflux following simulated summer precipitation pulses in a Mediterranean dehesa. *Global Biogeochem. Cy.* **25**, GB3012 (2011).
47. Bossio, D. A., Scow, K. M., Gunapala, N. & Graham, K. J. Determination of soil microbial communities: effects of agricultural management, season, and soil type on phospholipid fatty acid profiles. *Microb. Ecol.* **36**, 1–12 (1998).
48. Zhang, W. *et al.* Soil microbial responses to experimental warming and clipping in a tallgrass prairie. *Glob. Chang. Biol.* **11**, 266–277 (2005).

## Acknowledgements

This work was financially supported by the National Natural Science Foundation of China (31428001 and 31200372), National Science Foundation (1504886, 1623085), a USDA- Capacity Building Grant and a USDA-Evans-Allen Grant. We appreciate Dingsheng Mo, Chuanyin Xiang, Ze Meng for the assistance in field work and laboratory analyses. We also thank the Dinghushan Nature Reserve and Dinghushan Forest Ecosystem Research Station for the support during the field work.

## Author Contributions

Q.D., D.H. and Q.Z. conceived the experiment, Q.D., G.C. and X.H. conducted the field work, Q.D. and D.H. analyzed the results. Q.D. wrote the first draft, all authors reviewed the manuscript.

## Additional Information

**Competing Interests:** Dafeng Hui is an Editorial Board Member for Scientific Reports. This does not alter the authors' adherence to all the Scientific Reports policies on sharing data and materials.

**Publisher's note:** Springer Nature remains neutral with regard to jurisdictional claims in published maps and institutional affiliations.



**Open Access** This article is licensed under a Creative Commons Attribution 4.0 International License, which permits use, sharing, adaptation, distribution and reproduction in any medium or format, as long as you give appropriate credit to the original author(s) and the source, provide a link to the Creative Commons license, and indicate if changes were made. The images or other third party material in this article are included in the article's Creative Commons license, unless indicated otherwise in a credit line to the material. If material is not included in the article's Creative Commons license and your intended use is not permitted by statutory regulation or exceeds the permitted use, you will need to obtain permission directly from the copyright holder. To view a copy of this license, visit <http://creativecommons.org/licenses/by/4.0/>.

© The Author(s) 2017